

# NUECES WATER SUPPLY CORPORATION

## MEMORANDUM

TO: Nueces Water Supply Corporation Board of Directors  
FROM: Alice J. Black, President  
DATE: June 5, 2023  
SUBJECT: Nueces Water Supply Corporation Meeting Notice and Agenda

A Regular Meeting of the Nueces Water Supply Corporation Board of Directors is scheduled for:

**Monday, June 12, 2023**

**2:00 p.m.**

South Texas Water Authority Boardroom  
2302 East Sage Road, Kingsville, Texas

to consider and act upon any lawful subject which may come before it, including among others, the following:

### Agenda

1. Call to order.
2. Citizen comments.
3. Review of proposed audit for Fiscal Year 2022.
4. **Resolution 23-02.** Resolution accepting the Fiscal Year 2022 audit prepared by John Womack & Co., P.C. of Kingsville. (Attachment 1)
5. Approval of Minutes. (Attachment 2)
6. Treasurer's Report/Payment of Bills. (Attachment 3)
7. NWSC Master Plan. (Attachment 4)
8. Update on requests for service from potential future customers. (Attachment 5)
9. Ratification of TRWA GIS Data Collection and Mapping proposal. (Attachment 6)
10. Adjournment.

This meeting notice was posted on NWSC's website, [www.nueceswsc.com](http://www.nueceswsc.com), and on indoor and outdoor bulletin boards at NWSC's administrative offices, 2302 East Sage Road, Kingsville, Texas at 10:00 am/pm on June 9, 2023

*Francis DeLeon*  
Assistant Secretary

The Board may go into closed session at any time when permitted by Chapter 551, Government Code. Before going into closed session, a quorum of the Board must be assembled in the meeting room, the meeting must be convened as an open meeting pursuant to proper notice, and the presiding officer must announce that a closed session will be held and must identify the sections of Chapter 551, Government Code, authorizing the closed session.

AJB/JM/fdl  
Attachments

NWSC Agenda 06/12/23  
Page 1 of 1

ATTACHMENT 1

Resolution 23-02

NUECES WATER SUPPLY CORPORATION

Resolution 23-02

A RESOLUTION ACCEPTING THE FISCAL YEAR 2022 AUDIT PREPARED BY JOHN WOMACK & CO., P.C. OF KINGSVILLE, TEXAS.

WHEREAS, the Nueces Water Supply Corporation is a functioning Water Supply Corporation organized under Article 1434a of the Revised Civil Statutes of Texas of 1925, and

WHEREAS, an annual audit is part of generally accepted accounting principles and is highly recommended by the Texas Commission on Environmental Quality, and

WHEREAS, the Corporation has received and reviewed the Fiscal Year 2022 Audit.

NOW, THEREFORE, BE IT RESOLVED that the Nueces Water Supply Corporation accepts the Fiscal Year 2022 audit prepared by John Womack & Co., P.C. of Kingsville, Texas.

Duly adopted this 12<sup>th</sup> day of June, 2023.

\_\_\_\_\_  
ALICE J. BLACK, PRESIDENT

ATTEST:

\_\_\_\_\_  
KATHLEEN LOWMAN, SECRETARY/TREASURER

ATTACHMENT 2

Approval of Minutes

NUECES WATER SUPPLY CORPORATION  
Minutes – Regular Meeting  
April 11, 2023

Board Members Present:

Alice J. Black (by phone)  
Sherry Zimmerman  
Kathleen Lowman  
Samuel Arciniega

Board Members Absent:

None

Staff Present:

John Marez  
Frances De Leon  
Jo Ella Wagner  
Nigel Gomez

Guests Present:

None

1. Call to Order.

Ms. Alice J. Black, President, called the Regular Meeting to order at 2:06 p.m. at the South Texas Water Authority Boardroom, 2302 East Sage Road, Kingsville, Texas. A quorum was present.

2. Citizen comments.

No comments from the public were made.

3. Election of officers.

Ms. Lowman made a motion to re-elect the current slate of officers – Ms. Black as President, Ms. Lowman as Secretary/Treasurer and Ms. Zimmerman as Vice-President. The motion was seconded by Ms. Zimmerman. All voted in favor.

4. Approval of Minutes.

Ms. Lowman made a motion to approve the minutes of the February 28, 2023 Regular Meeting as presented. Mr. Arciniega seconded. All voted in favor.

5. Treasurer's Report/Payment of Bills.

The following financial reports were presented for review and approval:

Treasurer's Report as of January 31, 2023  
Account Activity for General Account for January 1, 2023 to January 31, 2023  
Account Activity for Operations Account for January 1, 2023 to January 31, 2023

TEXPOOL Participant Statement for 01/01/2023 – 01/31/2023 for General Account  
TEXPOOL Participant Statement for 01/01/2023 – 01/31/2023 for Security Deposit Account  
TexSTAR General Account Statement for 01/01/2023 – 01/31/2023

The following bills were presented for payment:

STWA Invoice S22-192 November 2022 Water Usage, Water Cost and Handling Charge	\$25,943.62
STWA Invoice S22-193 November 2022 General and Administration	\$18,040.42
STWA Invoice S22-197 November 2022 Taps and Repairs	\$ 8,748.91
STWA Invoice S22-213 Reimbursements	\$ 383.24
STWA Invoice S23-008 December 2022 Water Usage, Water Cost and Handling Charge	\$31,168.64
STWA Invoice S23-009 December 2022 General and Administration	\$17,904.98
STWA Invoice S23-013 December 2022 Taps and Repairs	\$11,791.89
STWA Invoice S23-046 February 2023 Water Usage, Water Cost and Handling Charge	\$26,278.27
STWA Invoice S23-047 February 2023 General and Administration	\$17,977.52
STWA Invoice S23-051 February 2023 Taps and Repairs	\$12,196.86

Ms. Wagner reported that TexSTAR funds were moved to TEXPOOL and the account was closed after she received notification that TexSTAR can no longer hold funds for non-governmental entities. Ms. Lowman made a motion to approve the Treasurer's Report and payment of the bills as presented. Ms. Zimmerman seconded and all voted in favor.

6. Appointment of Credentials Committee.

Ms. Black made a motion to appoint Ms. Lowman, Ms. Zimmerman and Mr. Arciniega to the Credentials Committee. Ms. Lowman seconded the motion. All voted in favor.

7. Update on ongoing projects:
- Vaquero Ventures' request for service on FM 665
  - Pump Replacement

Mr. Marez reported that work continues on the Vaquero Ventures project. He stated that additional property has been purchased by the company. He asked that board members remind customers and community members to sign up for alerts on the NWSC's website. He also stated that recently there were issues with the City of Driscoll pumps and staff is working on replacing pumps and trying to make them interchangeable. He added that Water Finance Exchange has been looking into the needs of the infrastructure and searching for financing for improvements.

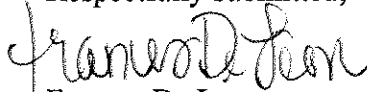
8. NWSC Master Plan.

Mr. Marez presented the initial list of proposed projects which was provided to Water Finance Exchange. Site visits have been made to the facilities to identify additional projects. He added that a final list will be provided to the Board for their review and input.

9. Adjournment.

With no further business to conduct, Ms. Zimmerman made a motion to adjourn the meeting at 2:29 p.m. Mr. Arciniega seconded the motion. All voted in favor.

Respectfully submitted,

  
Frances De Leon  
Assistant Secretary

ATTACHMENT 3

Treasurer's Report/Payment of Bills



Nueces Water Supply Corporation  
Treasurer's Report  
As of February 28, 2023

General Account - KFNB	\$267,339.83
General Account - TexPool	\$533,239.51
General Account - TexPool Prime	\$310,558.01
General Account - TexSTAR	\$313,278.09
Operations Account - KFNB	\$3,155.66
Security Deposit Account - TexPool	\$132,897.89
Petty Cash	\$150.00
Cash Drawer	\$100.00
<b>TOTAL</b>	<u>\$1,560,718.99</u>

	13-Dec-22 Billing Reg.	12-Jan-23 Billing Reg.	13-Feb-23 Billing Reg.
Total Usage (Gal)	7,910,410	10,916,480	8,750,650
Water Sales (\$)	\$66,709.88	\$78,714.08	\$72,394.30
Adjustments	(\$236.77)	(\$2,591.62)	(\$293.83)
Turn on Charge	\$1,680.00	\$960.00	\$1,080.00
Late Charges	\$1,120.00	\$915.00	\$1,040.00
Past Due (Overpayments)	\$276.40	\$1,877.02	\$1,073.48
Tax	\$321.93	\$378.75	\$350.17
Leak Pay Plan	\$0.00	\$0.00	\$72.81
Total Receivables	<u>\$69,871.44</u>	<u>\$80,253.23</u>	<u>\$75,716.93</u>
<b>METERS ON LINE</b>	<b>1063</b>	<b>1068</b>	<b>1070</b>

**NUECES WATER SUPPLY CORP.**  
**GENERAL**  
**FEBRUARY 2023**

DATE	DESCRIPTION	CK NO.	DEPOSIT	DISBURSEMENT	BALANCE
02-01	BEGINNING BALANCE				\$265,194.68
02-01	TRANSFER TO OPERATIONS	ACH		\$7,000.00	\$258,194.68
02-01	WATER RECEIPTS	DEP	\$302.54		\$258,497.22
02-01	ENSMINGER, S. #1359- RESERVICE	DEP	\$875.99		\$259,373.21
02-01	ONLINE PAYMENTS	DEP	\$1,531.93		\$260,905.14
02-02	WATER RECEIPTS	DEP	\$5,050.68		\$265,955.82
02-02	CONTRERAS, R. #226 WATER	DEP	\$61.96		\$266,017.78
02-02	CONTRERAS, R. #226- INV N22-019	DEP	\$85.00		\$266,102.78
02-02	ONLINE PAYMENTS	DEP	\$1,187.98		\$267,290.76
02-03	WATER RECEIPTS	DEP	\$381.31		\$267,672.07
02-03	STWA- INV: S23-028	4188		\$115.96	\$267,556.11
02-03	ONLINE PAYMENTS	DEP	\$1,627.86		\$269,183.97
02-04	ONLINE PAYMENTS	DEP	\$710.41		\$269,894.38
02-05	ONLINE PAYMENTS	DEP	\$1,179.13		\$271,073.51
02-06	WATER RECEIPTS	DEP	\$2,410.36		\$273,483.87
02-06	ALANIZ, N. #1360- MEMBERSHIP	DEP	\$1,300.00		\$274,783.87
02-06	ONLINE PAYMENTS	DEP	\$1,743.18		\$276,527.05
02-07	WATER RECEIPTS	DEP	\$606.56		\$277,133.61
02-07	JUNGMAN, R. #411- MEMBERSHIP	DEP	\$200.00		\$277,333.61
02-07	ONLINE PAYMENTS	DEP	\$2,566.27		\$279,899.88
02-08	WATER RECEIPTS	DEP	\$11,637.90		\$291,537.78
02-08	STWA- TAPS, ADMIN, CSI, REPAIRS	4189		\$11,971.89	\$279,565.89
02-08	ONLINE PAYMENTS	DEP	\$1,030.74		\$280,596.63
02-08	VELASQUEZ, E. #348 INV#N23-006	DEP	\$170.00		\$280,766.63
02-09	WATER RECEIPTS	DEP	\$60.00		\$280,826.63
02-09	ONLINE PAYMENTS	DEP	\$567.85		\$281,394.48
02-10	WATER RECEIPTS	DEP	\$460.43		\$281,854.91
02-10	BLACK, D. #41- INV #N23-005	DEP	\$70.00		\$281,924.91
02-10	ENSMINGER, S. #1359- 2ND CSI	DEP	\$50.00		\$281,974.91
02-10	ONLINE PAYMENTS	DEP	\$1,220.64		\$283,195.55
02-11	ONLINE PAYMENTS	DEP	\$547.05		\$283,742.60
02-12	ONLINE PAYMENTS	DEP	\$445.27		\$284,187.87
02-13	WATER RECEIPTS	DEP	\$862.42		\$285,050.29
02-13	ONLINE PAYMENTS	DEP	\$526.07		\$285,576.36
02-14	WATER RECEIPTS	DEP	\$184.73		\$285,761.09
02-14	SMITH, A. #100- INV# N23-003	DEP	\$42.50		\$285,803.59
02-14	ONLINE PAYMENTS	DEP	\$382.58		\$286,186.17
02-15	WATER RECEIPTS	DEP	\$194.56		\$286,380.73
02-15	STWA- ADMIN, SAMPLES.. (S23-037)	4190		\$20,738.39	\$265,642.34
02-15	STWA- JAN. WATER (S23-036)	4191		\$27,950.04	\$237,692.30
02-15	ONLINE PAYMENTS	DEP	\$865.61		\$238,557.91
02-16	WATER RECEIPTS	DEP	\$121.78		\$238,679.69
02-16	NWSC BANK DRAFT	ACH	\$12,743.31		\$251,423.00
02-16	ONLINE PAYMENTS	DEP	\$1,787.09		\$253,210.09

02-17	WATER RECEIPTS	DEP	\$545.20		\$253,755.29
02-17	CORE & MAIN- 67 CURB STOPS	4192		\$7,392.00	\$246,363.29
02-17	MASTER METER INC. - ANNUAL	4193		\$1,750.00	\$244,613.29
02-17	RWSC REIMBURSE FOR CURB STOPS	DEP	\$3,640.86		\$248,254.15
02-17	ONLINE PAYMENTS	DEP	\$1,310.12		\$249,564.27
02-18	ONLINE PAYMENTS	DEP	\$381.43		\$249,945.70
02-19	ONLINE PAYMENTS	DEP	\$715.83		\$250,661.53
02-20	ONLINE PAYMENTS	DEP	\$1,472.77		\$252,134.30
02-21	WATER RECEIPTS	DEP	\$716.61		\$252,850.91
02-21	DCP MIDSTREAM	ACH	\$172.84		\$253,023.75
02-21	ONLINE PAYMENTS	DEP	\$1,027.31		\$254,051.06
02-22	WATER RECEIPTS	DEP	\$3,072.37		\$257,123.43
02-22	STWA- REPAIRS, CSI (S23-026)	4194		\$6,500.47	\$250,622.96
02-22	GAMEZ, E.- INV# N23-002	DEP	\$61.25		\$250,684.21
02-22	ONLINE PAYMENTS	DEP	\$1,664.74		\$252,348.95
02-23	WATER RECEIPTS	DEP	\$332.25		\$252,681.20
02-23	FREDERIKSEN, A.#1361- MEMBERSHIP	DEP	\$1,300.00		\$253,981.20
02-23	GUILLEN, D. #1260- MEM. RESERVICE	DEP	\$751.64		\$254,732.84
02-23	ONLINE PAYMENTS	DEP	\$2,139.17		\$256,872.01
02-24	WATER RECEIPTS	DEP	\$1,627.11		\$258,499.12
02-24	JIMENEZ, L. #69-MEMBERSHIP	DEP	\$200.00		\$258,699.12
02-24	RETURN DRAFT- NUECES CO AUDITTOR	DEB		\$25.20	\$258,673.92
02-24	RETURN DRAFT- NUECES CO AUDITTOR	DEB		\$82.52	\$258,591.40
02-24	ONLINE PAYMENTS	DEP	\$987.93		\$259,579.33
02-25	ONLINE PAYMENTS	DEP	\$506.26		\$260,085.59
02-26	ONLINE PAYMENTS	DEP	\$77.61		\$260,163.20
02-27	WATER RECEIPTS	DEP	\$2,152.92		\$262,316.12
02-27	ONLINE PAYMENTS	DEP	\$649.12		\$262,965.24
02-28	WATER RECEIPTS	DEP	\$885.18		\$263,850.42
02-28	RESENDEZ, H. #1362- MEMBERSHIP	DEP	\$1,300.00		\$265,150.42
02-28	VALDEZ, J. #1060- RESERVICE	DEP	\$883.95		\$266,034.37
02-28	ONLINE PAYMENTS	DEP	\$683.32		\$266,717.69
02-28	INTEREST EARNED	DEP	\$622.14		\$267,339.83
			\$85,671.62	\$83,526.47	

TexPool Participant Services  
 1001 Texas Avenue, Suite 1150  
 Houston, TX 77002



**TEXAS TRUST**  
 TEXAS TREASURY SAFEKEEPING TRUST COMPANY  
 COMPTROLLER GLENN HEGAR, CHAIRMAN

# Participant Statement

NUECES WATER SUPPLY CORP  
 GENERAL ACCT  
 ATTN CAROLA G SERRATO  
 2302 E SAGE ROAD  
 KINGSVILLE TX 78363-3328

Statement Period **02/01/2023 - 02/28/2023**

Page 1 of 2

Customer Service 1-866-TEX-POOL  
 Location ID 000077895  
 Investor ID 000007585

## TexPool Update

Keep up to date with the latest market talk from our portfolio managers and strategists by visiting the Insights page of TexPool.com.

## TexPool Summary

Pool Name	Beginning Balance	Total Deposits	Total Withdrawals	Total Interest	Current Balance	Average Balance
Texas Local Government Investment Pool	\$531,405.45	\$0.00	\$0.00	\$1,834.06	\$533,239.51	\$531,470.95
TexPool Prime	\$309,434.61	\$0.00	\$0.00	\$1,123.40	\$310,558.01	\$309,474.73
<b>Total Dollar Value</b>	<b>\$840,840.06</b>	<b>\$0.00</b>	<b>\$0.00</b>	<b>\$2,957.46</b>	<b>\$843,797.52</b>	

## Portfolio Value

Pool Name	Pool/Account	Market Value (02/01/2023)	Share Price (02/28/2023)	Shares Owned (02/28/2023)	Market Value (02/28/2023)
Texas Local Government Investment Pool	449/1371400002	\$531,405.45	\$1.00	533,239.510	\$533,239.51
TexPool Prime	590/1371400002	\$309,434.61	\$1.00	310,558.010	\$310,558.01
<b>Total Dollar Value</b>		<b>\$840,840.06</b>			<b>\$843,797.52</b>

## Interest Summary

Pool Name	Pool/Account	Month-to-Date Interest	Year-to-Date Interest
Texas Local Government Investment Pool	449/1371400002	\$1,834.06	\$3,742.81
TexPool Prime	590/1371400002	\$1,123.40	\$2,306.74
<b>Total</b>		<b>\$2,957.46</b>	<b>\$6,049.55</b>





NUECES WATER SUPPLY CORPORATION  
 ATTN CAROLA G SERRATO  
 PO BOX 415  
 KINGSVILLE TX 78364-0415

**MONTHLY STATEMENT OF ACCOUNT**

**ACCOUNT:** 1370211110

**ACCOUNT NAME:** GENERAL ACCOUNT

**STATEMENT PERIOD:** 02/01/2023 - 02/28/2023

TEXSTAR MONTHLY SUMMARY: THE AVERAGE MONTHLY RATE WAS 4.4919%. THE AVERAGE WEIGHTED AVERAGE MATURITY WAS 9  
 DAYS AND THE NET ASSET VALUE FOR 2/28/23 WAS 0.999898.

MONTHLY ACTIVITY DETAIL				
TRANSACTION DATE	DESCRIPTION	CONFIRMATION NUMBER	TRANSACTION AMOUNT	BALANCE
	BEGINNING BALANCE			312,202.30
02/28/2023	MONTHLY POSTING	9999888	1,075.79	313,278.09
	ENDING BALANCE			313,278.09

MONTHLY ACCOUNT SUMMARY	
BEGINNING BALANCE	312,202.30
TOTAL DEPOSITS	0.00
TOTAL WITHDRAWALS	0.00
TOTAL INTEREST	1,075.79
ENDING BALANCE	313,278.09
AVERAGE BALANCE	312,202.30

ACTIVITY SUMMARY (YEAR-TO-DATE)			
ACCOUNT NAME	DEPOSITS	WITHDRAWALS	INTEREST
GENERAL ACCOUNT	0.00	0.00	2,198.81

**NUECES WATER SUPPLY CORPORATION**

**OPERATIONS**

**2023**

DATE	DESCRIPTION	CK NO.	DEPOSITS	DISBURSEMENTS	BALANCE
<b>FEBRUARY 2023</b>					\$2,238.85
02-01	TCEQ	ACH		\$4,216.91	-\$1,978.06
02-01	TRANSFER FROM GENERAL	ACH	\$7,000.00		\$5,021.94
02-03	MCCOY'S	4952		\$35.15	\$4,986.79
02-03	TEXAS EXCAVATION SAFETY SYSTEM	4953		\$89.30	\$4,897.49
02-03	WILLATT & FLICKINGER- JANUARY LEGAL	4954		\$536.00	\$4,361.49
02-08	CORE & MAIN- BRASS SADDLES	4955		\$479.98	\$3,881.51
02-08	MATTHEW DUPRE- MEMBERSHI REFUND	4956		\$100.00	\$3,781.51
02-09	DOUGLAS PATRICK- MEM. REFUND	4957		\$100.00	\$3,681.51
02-17	***VOID***	4958		\$0.00	\$3,681.51
02-21	PSI HOLDINGS	ACH		\$43.30	\$3,638.21
02-23	VOID CHECK #4814		\$73.36		\$3,711.57
02-27	CITY OF C.C.- CENTRAL CASHIERS	4959		\$51.00	\$3,660.57
02-27	IMMENSE IMPACT, LLC	4960		\$518.81	\$3,141.76
02-28	INTEREST EARNED	DEP	\$13.90		\$3,155.66
			<u>\$7,087.26</u>	<u>\$6,170.45</u>	



# Participant Statement

NUEGES WATER SUPPLY CORP  
 SECURITY DEPOSIT ACCT  
 ATTN CAROLA G SERRATO  
 2302 E SAGE ROAD  
 KINGSVILLE TX 78363-3328

Statement Period **02/01/2023 - 02/28/2023**

Page 1 of 2

Customer Service 1-866-TEX-POOL  
 Location ID 000077895  
 Investor ID 000007584

## TexPool Update

Keep up to date with the latest market talk from our portfolio managers and strategists by visiting the Insights page of [TexPool.com](http://TexPool.com).

## TexPool Summary

Pool Name	Beginning Balance	Total Deposits	Total Withdrawals	Total Interest	Current Balance	Average Balance
Texas Local Government Investment Pool	\$132,440.80	\$0.00	\$0.00	\$457.09	\$132,897.89	\$132,457.12
<b>Total Dollar Value</b>	<b>\$132,440.80</b>	<b>\$0.00</b>	<b>\$0.00</b>	<b>\$457.09</b>	<b>\$132,897.89</b>	

## Portfolio Value

Pool Name	Pool/Account	Market Value (02/01/2023)	Share Price (02/28/2023)	Shares Owned (02/28/2023)	Market Value (02/28/2023)
Texas Local Government Investment Pool	449/1371400001	\$132,440.80	\$1.00	132,897.890	\$132,897.89
<b>Total Dollar Value</b>		<b>\$132,440.80</b>			<b>\$132,897.89</b>

## Interest Summary

Pool Name	Pool/Account	Month-to-Date Interest	Year-to-Date Interest
Texas Local Government Investment Pool	449/1371400001	\$457.09	\$932.81
<b>Total</b>		<b>\$457.09</b>	<b>\$932.81</b>



Nueces Water Supply Corporation  
Treasurer's Report  
As of March 31, 2023

General Account - KFNB	\$300,964.10
General Account - TexPool	\$849,831.53
General Account - TexPool Prime	\$311,824.25
General Account - TexSTAR	\$0.00
Operations Account - KFNB	\$2,560.98
Security Deposit Account - TexPool	\$133,418.32
Petty Cash	\$150.00
Cash Drawer	\$100.00
<b>TOTAL</b>	<b>\$1,598,849.18</b>

	12-Jan-23 Billing Reg.	13-Feb-23 Billing Reg.	10-Mar-23 Billing Reg.
Total Usage (Gal)	10,916,480	8,750,650	8,916,900
Water Sales (\$)	\$78,714.08	\$72,394.30	\$73,572.23
Adjustments	(\$2,591.62)	(\$293.83)	(\$605.08)
Turn on Charge	\$960.00	\$1,080.00	\$1,080.00
Late Charges	\$915.00	\$1,040.00	\$1,060.00
Past Due (Overpayments)	\$1,877.02	\$1,073.48	\$12,125.48
Tax	\$378.75	\$350.17	\$352.05
Leak Pay Plan	\$0.00	\$72.81	\$110.31
Total Receivables	\$80,253.23	\$75,716.93	\$87,694.99
<b>METERS ON LINE</b>	<b>1068</b>	<b>1070</b>	<b>1071</b>



NUECES WATER SUPPLY CORP.

GENERAL

MARCH 2023

DATE	DESCRIPTION	CK NO.	DEPOSIT	PAYMENTS	BALANCE
	BEGINNING BALANCE				\$267,339.83
03-01	WATER RECEIPTS	DEP	\$748.97		\$268,088.80
03-01	WHITE HOUSE REAL ESTATE- DEV.		\$1,000.00		\$269,088.80
03-01	ONLINE PAYMENTS	DEP	\$1,335.50		\$270,424.30
03-02	WATER RECEIPTS	DEP	\$488.46		\$270,912.76
03-02	WILLATT & FLICKINGER, PLLC	4195		\$959.00	\$269,953.76
03-02	ONLINE PAYMENTS	DEP	\$1,411.50		\$271,365.26
03-03	WATER RECEIPTS	DEP	\$1,850.90		\$273,216.16
03-03	ONLINE PAYMENTS	DEP	\$1,567.07		\$274,783.23
03-04	ONLINE PAYMENTS	DEP	\$656.75		\$275,439.98
03-05	ONLINE PAYMENTS	DEP	\$897.25		\$276,337.23
03-06	WATER RECEIPTS	DEP	\$3,296.15		\$279,633.38
03-06	ONLINE PAYMENTS	DEP	\$2,546.12		\$282,179.50
03-07	WATER RECEIPTS	DEP	\$1,562.95		\$283,742.45
03-07	ONLINE PAYMENTS	DEP	\$2,676.46		\$286,418.91
03-08	WATER RECEIPTS	DEP	\$3,433.97		\$289,852.88
03-08	ONLINE PAYMENTS	DEP	\$778.71		\$290,631.59
03-09	WATER RECEIPTS	DEP	\$173.84		\$290,805.43
03-09	ONLINE PAYMENTS	DEP	\$1,574.94		\$292,380.37
03-10	WATER RECEIPTS	DEP	\$75.92		\$292,456.29
03-10	ANZALDIA, G. #1363- MEMBERSHIP	DEP	\$1,300.00		\$293,756.29
03-10	COLLINS, A.- REFUND FOR TAP & BORE	4196		\$1,503.25	\$292,253.04
03-10	ONLINE PAYMENTS	DEP	\$1,190.69		\$293,443.73
03-11	ONLINE PAYMENTS	DEP	\$971.21		\$294,414.94
03-12	ONLINE PAYMENTS	DEP	\$737.40		\$295,152.34
03-13	WATER RECEIPTS	DEP	\$407.99		\$295,560.33
03-13	BOWERS, W. #1352- PARTIAL BORE	DEP	\$505.00		\$296,065.33
03-13	ONLINE PAYMENTS	DEP	\$987.59		\$297,052.92
03-14	WATER RECEIPTS	DEP	\$9,206.35		\$306,259.27
03-14	RWSC REIMBURSE FOR PERMIT STAMP	DEP	\$19.93		\$306,279.20
03-14	STWA- MOORE SUPPLY (S23-52)	4197		\$71.74	\$306,207.46
03-14	STWA- WATER FOR FEBRUARY	4198		\$26,278.27	\$279,929.19
03-14	STWA- POSTAGE, ADMIN, SAMPLES	4199		\$17,977.52	\$261,951.67
03-14	ONLINE PAYMENTS	DEP	\$702.41		\$262,654.08
03-15	WATER RECEIPTS	DEP	\$91.43		\$262,745.51
03-15	ONLINE PAYMENTS	DEP	\$1,304.02		\$264,049.53
03-16	WATER RECEIPTS	DEP	\$249.55		\$264,299.08
03-16	ONLINE PAYMENTS	DEP	\$1,326.49		\$265,625.57
03-17	WATER RECEIPTS	DEP	\$1,274.81		\$266,900.38
03-17	DCP MIDSTREAM	DEP	\$931.61		\$267,831.99
03-17	ONLINE PAYMENTS	DEP	\$1,880.80		\$269,712.79
03-18	ONLINE PAYMENTS	DEP	\$501.30		\$270,214.09
03-19	ONLINE PAYMENTS	DEP	\$509.81		\$270,723.90
03-20	WATER RECEIPTS	DEP	\$2,404.94		\$273,128.84
03-20	STWA- CSI, TAPS, ADMIN, REPAIRS	4200		\$12,196.86	\$260,931.98
03-20	ONLINE PAYMENTS	DEP	\$1,096.65		\$262,028.63

03-21	WATER RECEIPTS	DEP	\$2,137.71		\$264,166.34
03-21	NWSC ACH DEPOSIT	DEP	\$11,244.60		\$275,410.94
03-21	ONLINE PAYMENTS	DEP	\$890.17		\$276,301.11
03-22	WATER RECEIPTS	DEP	\$1,865.70		\$278,166.81
03-22	ONLINE PAYMENTS	DEP	\$1,044.64		\$279,211.45
03-23	WATER RECEIPTS	DEP	\$1,145.40		\$280,356.85
03-23	CARPENTIER, P. #1364- MEMBERSHIP	DEP	\$825.00		\$281,181.85
03-23	ONLINE PAYMENTS	DEP	\$1,854.39		\$283,036.24
03-23	ACH CHARGEBACK - D. VIDAL#72	ACH		\$66.25	\$282,969.99
03-24	WATER RECEIPTS	DEP	\$993.24		\$283,963.23
03-24	ONLINE PAYMENTS	DEP	\$885.02		\$284,848.25
03-25	ONLINE PAYMENTS	DEP	\$307.73		\$285,155.98
03-26	ONLINE PAYMENTS	DEP	\$60.20		\$285,216.18
03-27	WATER RECEIPTS	DEP	\$1,390.60		\$286,606.78
03-27	ONLINE PAYMENTS	DEP	\$163.89		\$286,770.67
03-28	WATER RECEIPTS	DEP	\$4,285.45		\$291,056.12
03-28	ONLINE PAYMENTS	DEP	\$277.71		\$291,333.83
03-29	WATER RECEIPTS	DEP	\$492.56		\$291,826.39
03-29	GONZALEZ JR., D. #-1248- MEM, CSI, INSTA	DEP	\$1,615.30		\$293,441.69
03-29	ONLINE PAYMENTS	DEP	\$473.54		\$293,915.23
03-30	WATER RECEIPTS	DEP	\$351.23		\$294,266.46
03-30	ONLINE PAYMENTS	DEP	\$763.83		\$295,030.29
03-31	WATER RECEIPTS	DEP	\$924.20		\$295,954.49
03-31	POWELL, M. #1365- MEMBERSHIP	DEP	\$1,300.00		\$297,254.49
03-31	DCP MIDSTREAM	DEP	\$2,026.77		\$299,281.26
03-31	ONLINE PAYMENTS	DEP	\$869.92		\$300,151.18
03-31	INTEREST EARNED	DEP	\$812.92		\$300,964.10
			\$92,677.16	\$59,052.89	

TexPool Participant Services  
1001 Texas Avenue, Suite 1150  
Houston, TX 77002



**TEXAS TRUST**  
TEXAS TREASURY SUSTAINING TRUST COMPANY  
COMPTON/OLIVE GLENN HIGAR CHAIRMAN

NUECES WATER SUPPLY CORP  
GENERAL ACCT  
ATTN CAROLA G SERRATO  
2302 E SAGE ROAD  
KINGSVILLE TX 78363-3328

## Participant Statement

Statement Period **03/01/2023 - 03/31/2023**

Customer Service 1-866-TEX-POOL  
Location ID 000077895  
Investor ID 000007585

## TexPool Update

Keep up to date with the latest market talk from our portfolio managers and strategists by visiting the Insights page of TexPool.com.

### TexPool Summary

Pool Name	Beginning Balance	Total Deposits	Total Withdrawals	Total Interest	Current Balance	Average Balance
Texas Local Government Investment Pool	\$533,239.51	\$314,380.00	\$0.00	\$2,212.02	\$849,831.53	\$563,734.74
Texpool Prime	\$310,558.01	\$0.00	\$0.00	\$1,266.24	\$311,824.25	\$310,598.86
<b>Total Dollar Value</b>	<b>\$843,797.52</b>	<b>\$314,380.00</b>	<b>\$0.00</b>	<b>\$3,478.26</b>	<b>\$1,161,655.78</b>	

## Portfolio Value

Pool Name	Pool/Account	Market Value (03/01/2023)	Share Price (03/31/2023)	Shares Owned (03/31/2023)	Market Value (03/31/2023)
Texas Local Government Investment Pool	449/1371400002	\$533,239.51	\$1.00	849,831.530	\$849,831.53
Texpool Prime	590/1371400002	\$310,558.01	\$1.00	311,824.250	\$311,824.25
<b>Total Dollar Value</b>		<b>\$843,797.52</b>			<b>\$1,161,655.78</b>

## Interest Summary

Pool Name	Pool/Account	Month-to-Date Interest	Year-to-Date Interest
Texas Local Government Investment Pool	449/1371400002	\$2,212.02	\$5,954.83
Texpool Prime	590/1371400002	\$1,266.24	\$3,572.98
<b>Total</b>		<b>\$3,478.26</b>	<b>\$9,527.81</b>

## Transaction Detail

### Texas Local Government Investment Pool

Participant: NUECES WATER SUPPLY CORP

Pool/Account: 449/1371400002

Transaction Date	Settlement Date	Transaction Description	Transaction Dollar Amount	Share Price	Shares This Transaction	Shares Owned
03/01/2023	03/01/2023	BEGINNING BALANCE	\$533,239.51	\$1.00		533,239.510
03/29/2023	03/29/2023	TRANSFER DEPOSIT	\$314,380.00	\$1.00	314,380.000	847,619.510
03/31/2023	03/31/2023	MONTHLY POSTING	\$2,212.02	\$1.00	2,212.020	849,831.530
<b>Account Value as of 03/31/2023</b>			<b>\$849,831.53</b>	<b>\$1.00</b>		<b>849,831.530</b>

**NUECES WATER SUPPLY CORPORATION**

**OPERATIONS**

**2023**

DATE	DESCRIPTION	CK NO.	DEPOSITS	DISBURSEMENTS	BALANCE
<b>MARCH 2023</b>					\$3,155.66
03-02	ECONOMY PRINTING, LLC	4961		\$147.93	\$3,007.73
03-06	ALEJANDRO H. SILVA- MEMBERSHIP REFUND	4962		\$1.15	\$3,006.58
03-06	MCCOY'S	4963		\$115.28	\$2,891.30
03-06	TEXAS EXCAVATION SAFETY SYSTEM	4964		\$74.10	\$2,817.20
03-14	ECONOMY PRINTING, LLC	4965		\$145.06	\$2,672.14
03-14	STAPLES ADVANTAGE	4966		\$39.85	\$2,632.29
03-14	TRACTOR'S SUPPLY CREDIT PLAN	4967		\$40.54	\$2,591.75
03-19	PSI HOLDINGS	ACH		\$43.30	\$2,548.45
03-31	INTEREST WARNED	DEP	12.53		\$2,560.98
			<u>\$12.53</u>	<u>\$607.21</u>	

TexPool Participant Services  
1001 Texas Avenue, Suite 1150  
Houston, TX 77002



NUECES WATER SUPPLY CORP  
SECURITY DEPOSIT ACCT  
ATTN CAROLA G SERRATO  
2302 E SAGE ROAD  
KINGSVILLE TX 78363-3328

## Participant Statement

Statement Period **03/01/2023 - 03/31/2023**

Customer Service 1-866-TEX-POOL  
Location ID 000077895  
Investor ID 000007584

## TexPool Update

Keep up to date with the latest market talk from our portfolio managers and strategists by visiting the Insights page of TexPool.com.

### TexPool Summary

Pool Name	Beginning Balance	Total Deposits	Total Withdrawals	Total Interest	Current Balance	Average Balance
Texas Local Government Investment Pool	\$132,897.89	\$0.00	\$0.00	\$520.43	\$133,418.32	\$132,914.68
<b>Total Dollar Value</b>	<b>\$132,897.89</b>	<b>\$0.00</b>	<b>\$0.00</b>	<b>\$520.43</b>	<b>\$133,418.32</b>	

## Portfolio Value

Pool Name	Pool/Account	Market Value (03/01/2023)	Share Price (03/31/2023)	Shares Owned (03/31/2023)	Market Value (03/31/2023)
Texas Local Government Investment Pool	449/1371400001	\$132,897.89	\$1.00	133,418.320	\$133,418.32
<b>Total Dollar Value</b>		<b>\$132,897.89</b>			<b>\$133,418.32</b>

## Interest Summary

Pool Name	Pool/Account	Month-to-Date Interest	Year-to-Date Interest
Texas Local Government Investment Pool	449/1371400001	\$520.43	\$1,453.24
<b>Total</b>		<b>\$520.43</b>	<b>\$1,453.24</b>

## Transaction Detail

### Texas Local Government Investment Pool

Participant: NUECES WATER SUPPLY CORP

Pool/Account: 449/1371400001

Transaction Date	Settlement Date	Transaction Description	Transaction Dollar Amount	Share Price	Shares This Transaction	Shares Owned
03/01/2023	03/01/2023	BEGINNING BALANCE	\$132,897.89	\$1.00		132,897.890
03/31/2023	03/31/2023	MONTHLY POSTING	\$520.43	\$1.00	520.430	133,418.320
<b>Account Value as of 03/31/2023</b>			<b>\$133,418.32</b>	<b>\$1.00</b>		<b>133,418.320</b>

Nueces Water Supply Corporation  
Treasurer's Report  
As of April 30, 2023

General Account - KFNB	\$299,434.91
General Account - TexPool	\$853,183.21
General Account - TexPool Prime	\$313,103.53
General Account - TexSTAR	\$0.00
Operations Account - KFNB	\$7,239.73
Security Deposit Account - TexPool	\$133,944.48
Petty Cash	\$150.00
Cash Drawer	\$100.00
<b>TOTAL</b>	<u>\$1,607,155.86</u>

	13-Feb-23 Billing Reg.	10-Mar-23 Billing Reg.	11-Apr-23 Billing Reg.
Total Usage (Gal)	8,750,650	8,916,900	10,051,350
Water Sales (\$)	\$72,394.30	\$73,572.23	\$77,860.82
Adjustments	(\$293.83)	(\$605.08)	(\$480.62)
Turn on Charge	\$1,080.00	\$1,080.00	\$1,560.00
Late Charges	\$1,040.00	\$1,060.00	\$855.00
Past Due (Overpayments)	\$1,073.48	\$12,125.48	\$1,750.50
Tax	\$350.17	\$352.05	\$378.16
Leak Pay Plan	\$72.81	\$110.31	\$110.31
Total Receivables	<u>\$75,716.93</u>	<u>\$87,694.99</u>	<u>\$82,034.17</u>
<b>METERS ON LINE</b>	<b>1070</b>	<b>1071</b>	<b>1072</b>

NUECES WATER SUPPLY CORP.

GENERAL

APRIL 2023

DATE	DESCRIPTION	CK NO.	DEPOSIT	PAYMENTS	BALANCE
04-01	BEGINNING BALANCE				\$300,964.10
04-01	ONLINE PAYMENTS	DEP	\$616.84		\$301,580.94
04-02	ONLINE PAYMENTS	DEP	\$603.28		\$302,184.22
04-03	WATER RECEIPTS	DEP	\$698.77		\$302,882.99
04-03	ONLINE PAYMENTS	DEP	\$863.74		\$303,746.73
04-04	WATER RECEIPTS	DEP	\$1,639.45		\$305,386.18
04-04	ONLINE PAYMENTS	DEP	\$1,089.35		\$306,475.53
04-05	WATER RECEIPTS	DEP	\$734.95		\$307,210.48
04-05	JOHN WOMACK & CO, P.C.	4201		\$580.00	\$306,630.48
04-05	ONLINE PAYMENTS	DEP	\$1,062.93		\$307,693.41
04-06	WATER RECEIPTS	DEP	\$12,367.04		\$320,060.45
04-06	CORE REALITY (CASTILLO, S.) #1366	DEP	\$360.00		\$320,420.45
04-06	DIAMOND FIELD SERVICES-1367- W.H. DEPOSIT	DEP	\$960.00		\$321,380.45
04-06	ONLINE PAYMENTS	DEP	\$420.24		\$321,800.69
04-07	ONLINE PAYMENTS	DEP	\$3,232.42		\$325,033.11
04-08	ONLINE PAYMENTS	DEP	\$475.84		\$325,508.95
04-09	ONLINE PAYMENTS	DEP	\$497.78		\$326,006.73
04-10	WATER RECEIPTS	DEP	\$821.35		\$326,828.08
04-10	ONLINE PAYMENTS	DEP	\$876.86		\$327,704.94
04-11	WATER RECEIPTS	DEP	\$284.94		\$327,989.88
04-11	ONLINE PAYMENTS	DEP	\$800.92		\$328,790.80
04-12	WATER RECEIPTS	DEP	\$170.96		\$328,961.76
04-12	ONLINE PAYMENTS	DEP	\$937.18		\$329,898.94
04-13	WATER RECEIPTS	DEP	\$187.57		\$330,086.51
04-13	ZANES, A. #1368- MEMBERSHIP	DEP	\$2,522.50		\$332,609.01
04-13	RAMIREZ, ALEXIS- DEVELOPER ANALYSIS	DEP	\$400.00		\$333,009.01
04-13	ORTEGON, L. #1353- 2ND CSI	DEP	\$50.00		\$333,059.01
04-13	ONLINE PAYMENTS	DEP	\$1,741.14		\$334,800.15
04-14	WATER RECEIPTS	DEP	\$347.74		\$335,147.89
04-14	GONZALEZ, M. #1369- MEMBERSHIP	DEP	\$1,300.00		\$336,447.89
04-14	ONLINE PAYMENTS	DEP	\$2,262.11		\$338,710.00
04-15	ONLINE PAYMENTS	DEP	\$307.26		\$339,017.26
04-16	ONLINE PAYMENTS	DEP	\$439.45		\$339,456.71
04-17	WATER RECEIPTS	DEP	\$2,281.70		\$341,738.41
04-07	THOMAS, J. #403- INV # N23-001	DEP	\$74.95		\$341,813.36
04-17	ONLINE PAYMENTS	DEP	\$1,406.59		\$343,219.95
04-18	WATER RECEIPTS	DEP	\$38.68		\$343,258.63
04-18	STWA- ADMIN, SAMPLES, POSTAGE	4202		\$22,991.95	\$320,266.68
04-18	STWA- WATER FOR MARCH	4203		\$34,714.71	\$285,551.97
04-18	ONLINE PAYMENTS	DEP	\$1,225.24		\$286,777.21
04-19	WATER RECEIPTS	DEP	\$1,449.63		\$288,226.84
04-19	ONLINE PAYMENTS	DEP	\$579.91		\$288,806.75
04-20	WATER RECEIPTS	DEP	\$71.63		\$288,878.38
04-20	NWSC DRAFTS	ACH	\$10,939.15		\$299,817.53

04-20 CORE & MAIN	4204		\$8,002.02	\$291,815.51
04-20 ONLINE PAYMENTS	DEP	\$881.87		\$292,697.38
04-21 WATER RECEIPTS	DEP	\$1,838.12		\$294,535.50
04-21 NWSC TRANSFER TO OPERATIONS	4205		\$7,000.00	\$287,535.50
04-21 ONLINE PAYMENTS	DEP	\$1,209.29		\$288,744.79
04-22 ONLINE PAYMENTS	DEP	\$617.02		\$289,361.81
04-23 ONLINE PAYMENTS	DEP	\$240.36		\$289,602.17
04-24 WATER RECEIPTS	DEP	\$2,507.66		\$292,109.83
04-24 ONLINE PAYMENTS	DEP	\$1,286.16		\$293,395.99
04-25 WATER RECEIPTS	DEP	\$159.66		\$293,555.65
04-25 NIRA, M. #1370-RESERVICE	DEP	\$825.00		\$294,380.65
04-25 FLORES, R. #410- MEMBERSHIP	DEP	\$200.00		\$294,580.65
04-25 STWA- TAPS, REPAIRS (S23-065)	4206		\$7,726.25	\$286,854.40
04-25 ONLINE PAYMENTS	DEP	\$2,618.51		\$289,472.91
04-26 WATER RECEIPTS	DEP	\$933.05		\$290,405.96
04-26 STWA- TSC AND LOWES	4207		\$41.22	\$290,364.74
04-26 ONLINE PAYMENTS	DEP	\$1,336.37		\$291,701.11
04-27 DPC MIDSTREAM	DEP	\$2,115.92		\$293,817.03
04-27 WATER RECEIPTS	DEP	\$1,486.72		\$295,303.75
04-27 ONLINE PAYMENTS	DEP	\$920.12		\$296,223.87
04-28 WATER RECEIPTS	DEP	\$47.61		\$296,271.48
04-28 ONLINE PAYMENTS	DEP	\$1,246.13		\$297,517.61
04-29 ONLINE PAYMENTS	DEP	\$761.07		\$298,278.68
04-30 ONLINE PAYMENTS	DEP	\$403.06		\$298,681.74
04-30 INTEREST EARNED	DEP	\$753.17		\$299,434.91
			<u>\$79,526.96</u>	<u>\$81,056.15</u>





# Participant Statement

NUECES WATER SUPPLY CORP  
 GENERAL ACCT  
 ATTN CAROLA G SERRATO  
 2302 E SAGE ROAD  
 KINGSVILLE TX 78363-3328

Statement Period **04/01/2023 - 04/30/2023**

Page 1 of 2

Customer Service 1-866-TEX-POOL  
 Location ID 000077895  
 Investor ID 000007585

## TexPool Update

Keep up to date with the latest market talk from our portfolio managers and strategists by visiting the Insights page of TexPool.com.

## TexPool Summary

Pool Name	Beginning Balance	Total Deposits	Total Withdrawals	Total Interest	Current Balance	Average Balance
Texas Local Government Investment Pool	\$849,831.53	\$0.00	\$0.00	\$3,351.68	\$853,183.21	\$850,166.70
TexPool Prime	\$311,824.25	\$0.00	\$0.00	\$1,279.28	\$313,103.53	\$311,952.18
<b>Total Dollar Value</b>	<b>\$1,161,655.78</b>	<b>\$0.00</b>	<b>\$0.00</b>	<b>\$4,630.96</b>	<b>\$1,166,286.74</b>	

## Portfolio Value

Pool Name	Pool/Account	Market Value (04/01/2023)	Share Price (04/30/2023)	Shares Owned (04/30/2023)	Market Value (04/30/2023)
Texas Local Government Investment Pool	449/1371400002	\$849,831.53	\$1.00	853,183.210	\$853,183.21
TexPool Prime	590/1371400002	\$311,824.25	\$1.00	313,103.530	\$313,103.53
<b>Total Dollar Value</b>		<b>\$1,161,655.78</b>			<b>\$1,166,286.74</b>

## Interest Summary

Pool Name	Pool/Account	Month-to-Date Interest	Year-to-Date Interest
Texas Local Government Investment Pool	449/1371400002	\$3,351.68	\$9,306.51
TexPool Prime	590/1371400002	\$1,279.28	\$4,852.26
<b>Total</b>		<b>\$4,630.96</b>	<b>\$14,158.77</b>



# NUECES WATER SUPPLY CORPORATION

## OPERATIONS

2023

DATE	DESCRIPTION	CK NO	DEPOSITS	DISBURSEMENTS	BALANCE
<b>APRIL 2023</b>					\$2,560.98
04-05	CNA SURETY DIRECT BILL	4968		\$87.50	\$2,473.48
04-05	MCCOY'S BUILDING SUPPLY	4969		\$118.58	\$2,354.90
04-05	TEXAS EXCAVATION SAFETY SYSTEM, INC.	4970		\$81.70	\$2,273.20
04-06	CITY OF C.C.- CENTRAL CASHIERS	4971		\$160.00	\$2,113.20
04-06	SCOTT ELECTRIC COMPANY	4972		\$868.70	\$1,244.50
04-06	THERMAL SCIENTIFIC	4973		\$293.37	\$951.13
04-18	PSI HOLDINGS	ACH		\$43.30	\$907.83
04-20	SCOTT ELECTRIC COMPANY	4974		\$610.77	\$297.06
04-21	TRANSFER FROM NSWC GENERAL	DEP	\$7,000.00		\$7,297.06
04-25	DSHS CENTRAL LAB	4975		\$69.92	\$7,227.14
04-30	INTEREST EARNED	DEP	\$12.59		\$7,239.73
			\$7,012.59	\$2,333.84	



**RECEIVED**  
 MAY 12 2023  
 NUECES WATER SUPPLY CORPORATION

NUECES WATER SUPPLY CORP  
 SECURITY DEPOSIT ACCT  
 ATTN CAROLA G SERRATO  
 2302 E SAGE ROAD  
 KINGSVILLE TX 78363-3328

# Participant Statement

Statement Period **04/01/2023 - 04/30/2023**

Page 1 of 2

Customer Service 1-866-TEX-POOL  
 Location ID 000077895  
 Investor ID 000007584

## TexPool Update

Keep up to date with the latest market talk from our portfolio managers and strategists by visiting the Insights page of TexPool.com.

## TexPool Summary

Pool Name	Beginning Balance	Total Deposits	Total Withdrawals	Total Interest	Current Balance	Average Balance
Texas Local Government Investment Pool	\$133,418.32	\$0.00	\$0.00	\$526.16	\$133,944.48	\$133,470.94
<b>Total Dollar Value</b>	<b>\$133,418.32</b>	<b>\$0.00</b>	<b>\$0.00</b>	<b>\$526.16</b>	<b>\$133,944.48</b>	

## Portfolio Value

Pool Name	Pool/Account	Market Value (04/01/2023)	Share Price (04/30/2023)	Shares Owned (04/30/2023)	Market Value (04/30/2023)
Texas Local Government Investment Pool	449/1371400001	\$133,418.32	\$1.00	133,944.480	\$133,944.48
<b>Total Dollar Value</b>		<b>\$133,418.32</b>			<b>\$133,944.48</b>

## Interest Summary

Pool Name	Pool/Account	Month-to-Date Interest	Year-to-Date Interest
Texas Local Government Investment Pool	449/1371400001	\$526.16	\$1,979.40
<b>Total</b>		<b>\$526.16</b>	<b>\$1,979.40</b>



S23-065

Nueces Water Supply Corporation  
2302 East Sage Road  
Kingsville, Tx 78363

DATE	DESCRIPTION	W.O. #	Invoiced to others	Due to STWA
03/02/23	Curbstop at acct. #41-Black, CR 85, was upside down and outside the box. Flipped and placed it correctly.	7926	0.00	105.00
03/02/23	Replaced leaking check valve at Sablatura Park Pump Station.	7927	0.00	60.00
03/01/23	Regular hour call out due to leak caused by farmer at Hwy 77 & CR 75. Replaced curb stop.	7928	0.00	150.00
03/05/23	Replaced curb stop, broken by customer while opening / closing at acct. #100-Smith, CR 77.	7929	35.00	35.00
03/03/23	Reset breaker at Sablatura Park Pump Station due to power outage.	7930	0.00	122.50
---	****Billed in February****	7931	---	---
03/04/23	Weekend residual checks on rural system and read meters.	7932	0.00	35.00
03/06/23	Meter reservice and customer service inspection at acct. #1060-Valdez. Sweetwater Rd. Passed inspection.	7933	185.00	185.00
03/06/23	Customer service inspection at acct. #1356-Collins, Rancho Banquete. Passed inspection.	7934	75.00	75.00
03/09/23	Customer acct. #374-Adams, reported leak at neighbor's meter connections acct. #251-Serna, Broken Arrow. Leak was on customer's side.	7935	0.00	105.00
03/10/23	Regular hour call out at acct. #251-Serna, Broken Arrow. Requested assistance locating leak for repair. Guided customer and pumped out water from box.	7936	35.00	35.00
03/10/23	Set flush valve at CR 83 & FM 624, due to call about air in the line.	7937	0.00	170.00

<b>DATE</b>	<b>DESCRIPTION</b>	<b>W.O. #</b>	<b>Invoiced to others</b>	<b>Due to STWA</b>
3/12/23	Weekend residual checks on rural system and read meters.	7938	0.00	35.00
03/13/23	Regular hour call out to acct. #39-R. L. Dray, Bus 77 & CR 4. Checked for a possible leak, meter box full of water. Opened curb-stop completely and leak stopped.	7939	0.00	15.00
03/13/23	Meter removal due to non-payment at acct. #1275-Juarez, Indian Trails. Removed and locked.	7940	60.00	60.00
03/15/23	Meter unlock at acct. #663-Conde, Brushy Creek.	7941	60.00	60.00
03/15/23	Dress up area after a leak repair at Hwy 77 between CR 4 and CR 6.	7942	0.00	200.00
03/15/23	Attempted to locate line for tap at acct. #1357-Mrazek, FM 70 on 03-09-2023. Had to review maps. Tap & meter set completed on 03-15-23.	7943	595.00	430.00
03/16/23	Regular hour call to acct. #1134-Herrera, SG, CR 79. Ordered parts and made repair on 03-16-23. Assesed repair on 04-25-22	7944	0.00	1,100.00
03/08/73	Weekend residual checks on rural system and read meters.	7945	0.00	52.50
03/20/23	After hour call-out to monitor pressures at Bishop East Pump Station.	7946	0.00	70.00
03/21/23	Hydro tank inspections at Driscoll, and Central ran into overtime.	7947	0.00	70.00
03/23/23	Regular hour call-out due to report of water leak around meter at acct. #16-Charba, CR 83. Leak located on customer's side of meter. Informed customer of charge.	7948	35.00	35.00
03/23/23	Regular hour call from T. Morales, non-member from FM 70 & CR81A. Line was damaged while property owner had someone digging to install fence. Locate ticket was not updated, however markings were not accurate.	7949	0.00	700.00
03/23/23	Drain hydro pneumatic tanks at Bishop East & Agua Dulce for tank inspections.	7950	0.00	297.50

<b>DATE</b>	<b>DESCRIPTION</b>	<b>W.O. #</b>	<b>Invoiced to others</b>	<b>Due to STWA</b>
03/23/23	After hour unlocks at acct. #834-Velez, #541-Suarez.	7951	180.00	180.00
03/24/23	Closed off corp stop at inactive tap on Hwy 77, south of FM 2826.	7952	0.00	460.00
03/25/23	Weekend residual checks on rural system and read meters.	7953	0.00	35.00
03/26/23	After hour call-out due to report of low pressure on Longoria Street. Problem at Central Pump Station.	7954	0.00	127.50
03/29/23	Meter change-out to RDM meter at acct. #38-Gamboa.	7955	0.00	110.00
03/29/23	Meter change-out to RDM meter at acct. #946-Rowland.	7956	0.00	110.00
03/29/23	Meter change-out to RDM meter at acct. #712-Gamboa.	7957	0.00	110.00
03/29/23	Meter reservice at acct. #1248-Gonzalez, Skyhawk.	7958	0.00	110.00
03/29/23	Meter change-out due to locking mechanism malfunction at acct. #946-Rowland.	7959	0.00	0.00
---	****VOID****	7960	---	---
03/31/23	Customer service inspection at acct. #1353-Ortegon, Hwy 77. Failed inspection.	7961	75.00	75.00
---	****VOID****	7962	---	---
03/31/23	Repaired flush valve at CR 12 between Hwy 77 & CR 83.	7963	0.00	1,606.25
03/31/23	March 2023 Regular hour unlocks at acct. #944-Garcia Family, #1023-Convenience Holdings, #1136-Hernandez, #672-Hernandez, #587-Coronado, #647-Moore, #1233-Parker, #909-Gable, #1161-Caldera, #290-Bayardo.	7964	600.00	600.00
			<b>Total Due STWA</b>	<b>\$ 7,726.25</b>
			Amount Invoiced to Others	\$ 1,935.00

Payment due by May 12, 2023

**INVOICE**

S23 - 073

April 12, 2023

Nueces Water Supply Corporation  
2302 E. Sage Rd.  
Kingsville, Texas 78363

**Usage**

Agua Dulce Rural	1,082,780
Banquete - NWSC Pump Station	2,600,510
Bishop East	2,336,000
Central Rural	1,341,000
Driscoll Rural	1,224,000
Sablatura Park	763,500
LCS	2,648,200
KB Foundation	278,200
	<u>12,274,190</u>

Total Water Usage for Period 3/1/2023 to 4/1/2023 12,274,190  
Contract Year to Date Usage ----- 65,750,550 gallons

**Water Rate (per thousand gallons)**

Cost of Water from City of Corpus Christi (Total charges divided by total consumption):

Total charges \$123,165.44  
Total consumption 52,900

Cost of Water from City of Corpus Christi \$ 2.328269

**Amount Due**

STWA Handling Charge	12,274,190 g @	\$ 0.500000	=	\$ 6,137.10
Corpus Christi Water Cost	12,274,190 g @	\$ 2.328269	=	\$ 28,577.62
Water Rate for current billing period		\$ 2.828269		

**Cost of Water**

12,274,190 gallons @ \$2.828269 per thousand gallons \$ 34,714.71

Total Due for Water Usage for period 3/1/2023 to 4/1/2023 **\$ 34,714.71**

<b>Net Water Revenue - STWA</b>	
Handling Charge	\$6,137.10
less Pumping Cost	<u>\$2,243.31</u>
= Net Revenue	\$3,893.79

Payment Due within 30 days of Receipt of Invoice

Thank You!

For more information about the Authority, including information about the Authority's board and board meetings, please go the Comptroller's Special Purpose District Public Information Database located at

Jose M. Graveley, President  
Frances Garcia, Vice-President  
Imelda Garza, Secretary-Treasurer  
Rudy Galvan, Jr.  
Kathleen Lowman

(361) 592-9323 Or (361) 692-0337 (C.C. line)  
Fax: (361) 592-5965

Joe Morales  
Angela N. Pena  
Arturo Rodriguez  
Patsy A. Rodgers  
John Marez, Administrator

**INVOICE**

S23 - 074

April 12, 2023

Nueces Water Supply Corporation  
 2302 E. Sage Rd.  
 Kingsville, Texas 78363

Description		Amount Due	
<b>No. of Connections This Month:</b>	<b>1071</b>		
1071	General Maintenance (per connection) @	\$ 6.25	\$ 6,693.75
1071	Read Meters (per connection) @	\$ 1.95	2,088.45
3	Sample Collection (per sample) @	\$ 40.00	120.00
<b><i>Billing Services for Month of:</i></b>			
<b><i>March, 2023</i></b>			
213	Final Notice Cards @	\$ 1.10	03/08/23 234.30
1071	Statements @	\$ 2.00	03/13/23 2,142.00
5	Meter Removal/Cancel Letters @	\$ 1.75	3/1 & 3/30/23 8.75
1071	Administration (per connection) @	\$ 6.00	6,426.00
884	Annual Meeting Mailouts @	\$ 5.00	03/09/23 4,420.00
2875	Copies @	\$ 0.10	287.50
	Postage		571.20
<b>TOTAL</b>			<b>\$ 22,991.95</b>

Payment Due By  
 April 30, 2023

Thank You!

For more information about the Authority, including information about the Authority's board and board meetings, please go to the Comptroller's Special Purpose District Public Information Database located at <https://spdpid.comptroller.texas.gov/> or the Authority's website [www.stwa.org](http://www.stwa.org)

Jose M. Graveley, President  
 Frances Garcia, Vice-President  
 Imelda Garza, Secretary-Treasurer  
 Rudy Galvan, Jr.  
 Kathleen Lowman

(361) 592-9323 Or (361) 692-0337 (C.C. line)  
 Fax: (361) 592-5965

Joe Morales  
 Angela N. Pena  
 Arturo Rodriguez  
 Patsy A. Rodgers  
 John Marez, Administrator



# STWA

## SOUTH TEXAS WATER AUTHORITY

2302 E. SAGE RD.

### INVOICE

KINGSVILLE, TEXAS 78363

S23 - 086

May 17, 2023

Nueces Water Supply Corporation  
2302 E. Sage Rd.  
Kingsville, Texas 78363

#### Usage

Agua Dulce Rural	969,090
Banquete - NWSC Pump Station	2,057,240
Bishop East	1,462,000
Central Rural	1,132,000
Driscoll Rural	1,475,000
Sablatura Park	833,500
LCS	3,317,390
KB Foundation	296,300
	<u>11,542,520</u>

Total Water Usage for Period 4/1/2023 to 5/1/2023 11,542,520  
Contract Year to Date Usage ----- 77,293,070 gallons

#### Water Rate (per thousand gallons)

Cost of Water from City of Corpus Christi (Total charges divided by total consumption):

Total charges \$96,831.44  
Total consumption 41,500

Cost of Water from City of Corpus Christi \$ 2.333288

STWA Handling Charge	11,542,520 g @	\$ 0.500000	=	\$ 5,771.26
Corpus Christi Water Cost	11,542,520 g @	\$ 2.333288	=	\$ 26,932.02
Water Rate for current billing period		\$ 2.833288		

#### Amount Due

#### Cost of Water

11,542,520 gallons @ \$2.833288 per thousand gallons \$ 32,703.28

Total Due for Water Usage for period 4/1/2023 to 5/1/2023

**\$ 32,703.28**

#### Net Water Revenue - STWA

Handling Charge	\$5,771.26
less Pumping Cost	\$1,860.53
= Net Revenue	\$3,910.73

Payment Due within 30 days of Receipt of Invoice

Thank You!

For more information about the Authority, including information about the Authority's board and board meetings, please go the Comptroller's Special Purpose District Public Information Database located at

<https://spdpid.comptroller.texas.gov/> or the Authority's website [www.stwa.org](http://www.stwa.org)

Jose M. Graveley, President  
Frances Garcia, Vice-President  
Imelda Garza, Secretary-Treasurer  
Rudy Galvan, Jr.  
Kathleen Lowman

(361) 592-9323 Or (361) 692-0337 (C.C. line)  
Fax: (361) 592-5965

Jose Morales  
Angela N. Pena  
Arturo Rodriguez  
Paisy A. Rodgers  
John Marez, Administrator

**INVOICE**

S23 - 087

May 17, 2023

Nueces Water Supply Corporation  
2302 E. Sage Rd.  
Kingsville, Texas 78363

Description		Amount Due	
<b>No. of Connections This Month:</b>		<b>1070</b>	
1070	General Maintenance (per connection) @	\$ 6.25	\$ 6,687.50
1070	Read Meters (per connection) @	\$ 1.95	2,086.50
3	Sample Collection (per sample) @	\$ 40.00	120.00
<b>Billing Services for Month of:</b>			
<b>April, 2023</b>			
170	Final Notice Cards @	\$ 1.10 04/11/23	187.00
1070	Statements @	\$ 2.00 04/11/23	2,140.00
1070	Administration (per connection) @	\$ 6.00	6,420.00
1747	Copies @	\$ 0.10	174.70
	Postage		31.48
<b>TOTAL</b>			<b>\$ 17,847.18</b>

Payment Due By  
May 31, 2023

Thank You!

For more information about the Authority, including information about the Authority's board and board meetings, please go to the Comptroller's Special Purpose District Public Information Database located at <https://spdpid.comptroller.texas.gov/> or the Authority's website [www.stwa.org](http://www.stwa.org)

# STWA

## SOUTH TEXAS WATER AUTHORITY

2302 E. SAGE RD.

KINGSVILLE, TEXAS 78363

S23-091

May 22, 2023

Nueces Water Supply Corporation  
2302 East Sage Road  
Kingsville, Tx 78363

DATE	DESCRIPTION	W.O. #	Invoiced to others	Due to STWA
04/02/23	Weekend residual checks on rural system and read meters.	7965	0.00	35.00
04/01/23	After hours at Bishop East- Pump went out. Turned on 2nd pump, problem resolved.	7966	0.00	87.50
03/27/23	Meter reservice at acct. #1364-Carpentier, Fiesta Ranch.	7967	110.00	110.00
03/29/23	Customer service inspection at acct. #1364-Carpentier, Fiesta Ranch. Passed inspection.	7968	75.00	75.00
04/04/23	2nd Customer service inspection at acct. #1248-Gonzalez, Skyhawk. Passed inspection.	7969	50.00	50.00
04/04/23	Customer service inspection at acct. #1248-Gonzalez, Skyhawk. Failed inspection.	7970	75.00	75.00
04/06/23	Meter installed for in-home inspections at 4800 FM 666-Lot 10 at the request of Core Values Realty.	7971	110.00	110.00
04/06/23	Meter change-out to an RDM meter at acct. #915-Ortiz, The Plains.	7972	0.00	110.00
04/06/23	Meter change-out to an RDM meter at acct. #1155-Morales, The Plains.	7973	0.00	110.00
04/06/23	Meter change-out to an RDM meter at acct. #1062-Hanson, The Plains.	7974	0.00	110.00
04/06/23	Meter change-out to an RDM meter at acct. #1133-Garza, The Plains.	7975	0.00	110.00
04/06/23	Meter change-out to an RDM meter at acct. #1120-Flores, The Plains.	7976	0.00	110.00
04/06/23	Meter change-out to an RDM meter at acct. #404-Martinez, The Plains.	7977	0.00	110.00

Jose M. Graveley, President  
Frances Garcia, Vice-President  
Imelda Garza, Secretary-Treasurer  
Rudy Galvan, Jr.  
Kathleen Lowman

(361) 592-9323 Or (361) 692-0337 (C.C. line)  
Fax: (361) 592-5965

Joe Morales  
Angela N. Pena  
Arturo Rodriguez  
Patsy A. Rodgers  
John Marez, Administrator

DATE	DESCRIPTION	W.O. #	Invoiced to others	Due to STWA
04/06/23	Meter change-out to an RDM meter at acct. #841-Castillo, The Plains.	7978	0.00	110.00
04/06/23	Meter change-out to an RDM meter at acct. #702-Lopez, The Plains.	7979	0.00	110.00
04/07/23	Holiday residual checks on rural system and read meters.	7980	0.00	46.67
04/07/23	After hours call-out, report of possible leak at 3265 CR81 at neighbor's property. No leak was found.	7981	0.00	21.25
04/09/23	Weekend residual checks on rural system and read meters.	7982	0.00	35.00
04/09/23	After hours working on DLQOR.	7983	0.00	42.12
04/11/23	Meter removal due to non-payment at acct. #240-Mora, CR 75.	7984	0.00	60.00
04/12/23	After hour unlock at acct. #72-Vidal, Business 77.	7985	90.00	90.00
04/13/23	2nd Customer service inspection at acct. #1353-Ortegon, Hwy 77. Passed inspection.	7986	50.00	50.00
04/10/23	Set water hauling meter at CR 16 & CR 18 for Diamond M. Field Services. 04/14/23 Returned to get meter number.	7987	110.00	110.00
04/14/23	Flush valve repair at CR 12 & CR 83.	7988	1338.75	1338.75
04/13/23	Replaced broken meter at acct. #944-Garcia Family, Business Hwy 77. No reading available.	7989	0.00	110.00
04/16/23	Weekend residual checks on rural system and read meters.	7990	0.00	52.50
04/13/23	Replace missing meter box lid at acct. #34-Zanes, Spring Gardens, Longoria Street.	7991	0.00	35.00
04/17/23	Regular hour call-out for a leak assessment at acct. #841-Castillo, FM 666. Found leak on customer's side of meter.	7992	35.00	35.00
04/18/23	Removed an inactive meter at Lost Creek Rd, found while performing a field verify at the same location.	7993	0.00	60.00
04/19/23	Remove meter after an in-home inspection requested by Core Values Realty #1366, previously S. Castillo at 4800 FM 666.	7994	60.00	60.00

DATE	DESCRIPTION	W.O. #	Invoiced to others	Due to STWA
04/20/23	Tap & meter set at acct. #1361-Frederiksen, Cindy Park, Cindy Lane.	7995	725.00	430.00
04/20/23	Tap & meter set at acct. #1360-Alaniz, Lost Creek Subdivision, Alice Road.	7996	725.00	430.00
04/23/23	Weekend residual checks on rural system and read meters.	7997	0.00	35.00
04/23/23	After hour line locates for NEC at FM 70 & Hwy 77 Bishop.	7998	0.00	85.00
04/24/23	Meter reservice at acct. #1370-Nira, Lost Creek Subdivision. Lost Creek Road.	7999	110.00	110.00
04/24/23	After hours work processing lock out service charges on Logics billing program.	8000	0.00	8.85
04/24/23	After hour line locate for NEC, CR 77-South of Hwy 44.	8001	0.00	85.00
04/25/23	After hour unlocks at acct. #1242-Almaguer, #1048-Gonzalez, #1273-Wallace.	8002	270.00	270.00
---	****VOID****	8003	---	---
04/30/23	Weekend residual checks on rural system and read meters.	8004	0.00	35.00
---	****To Be Billed in May****	8005	---	---
04/30/23	April 2023 Regular hour unlocks at acct, #1053-Castillo, #536-Kekahuna, #159-Lozano, #709-Garcia, #1068-Miller, #1324-Navarro, #38-Gamboia c/o Maddox, #1089-Vasquez, #1224-Borrogo, #515-Skoruppa c/o Casas, #909-Gable, #1268-Esquivel, #1261-Salinas.	8006	840.00	840.00

**Total Due STWA \$ 5,897.64**  
**Amount Invoiced to Others \$ 4,773.75**

**Payment due by May 27, 2023**  
**Thank You!**

ATTACHMENT 4

NWSC Master Plan

## Memo

To: Nueces Water Supply Corporation Board of Directors  
From: John Marez, General Manager  
Date: June 9, 2023  
Re: Short & Long-Term Master Plan

### Background:

For all companies, whether privately owned, membership based or government run, each should establish a set of short- and long-term goals for projects to achieve and also holds management and staff accountable to reach those objectives.

With our presentations from both the Water Finance Exchange (WFX) and International Consulting Engineers during our March 1, 2023 meeting the board was given a presentation that outlined the philanthropic funding opportunities from WFX and the engineering network of ICE that will be the key to reaching our current needs and planning for our future ambitions.

The attached plan provides a draft of the Corporation's needs for short and long-term solutions to address water infrastructure and facilities.

### Analysis:

ICE has met with management staff to review some of the vision and this presentation before the board will allow you to provide input into this process. WFX will work on securing finances to pay for these projects.

### Staff Recommendation:

Receive presentation and provide input to staff and ICE on the Master Plan work for the Corporation.

### Board Action:

No formal action is required.

### Summary:

Both companies are nationally recognized for their expertise in the areas of finance, water/environmental policy and engineering. This item is to ensure the corporation board is an active participant working on small- and large-scale projects. As the NWSC's representatives your input will be used to move toward creating a final document for adoption to pursue projects that will enhance the delivery of safe, reliable drinking water to NWSC customers.

File is too Large to Attach. Will Be Emailed to Board



ATTACHMENT 5

Update – Potential Future Customers

Attachment Will Be Provided During Meeting:

This presentation may contain confidential and/or  
privileged material.

ATTACHMENT 6  
GIS Mapping Proposal

## Memo

To: Nueces Water Supply Corporation Board of Directors  
From: John Marez, General Manager  
Date: June 9, 2023  
Re: Ratify Agreement of TRWA GIS Mapping Services - NWSC

### Background:

On November 29, 2022, the board approved entering into an agreement with Texas Rural Water Association for the use of their GIS/Mapping services. These services include mapping all water lines throughout the NWSC system which will provide our staff the ability to access customer locations, accounts with details including pictures and data to assist both field and office staff with up-to-date information to respond to repairs, emergencies or customer concerns about their accounts.

### Analysis:

The estimate quoted to the corporation for GIS/Mapping on the November 19<sup>th</sup> meeting was \$10,000. The amount was approved with a unanimous vote. Once the TRWA staff arrived on-site in May 2023 it was determined the final price would increase from the original amount. This agreement must be ratified in order to authorize payment for the full amount of services provided.

### Staff Recommendation:

Authorize staff to ratify the original agreement for the projected amount.

### Board Action:

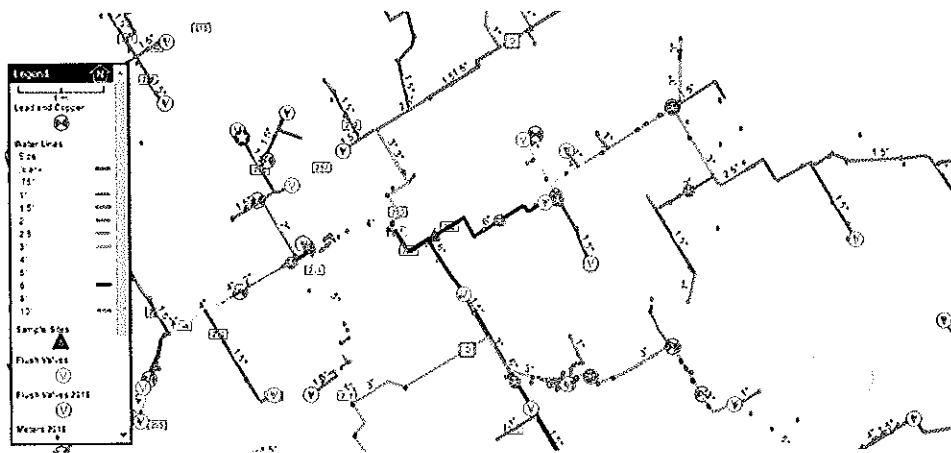

Motion to direct staff to ratify agreement for the final amount billed by TRWA for GIS Services.

### Summary:

Approving this amount will ensure there is not a delay in receiving our finalized maps and staff training that was originally proposed (attachment).

# Nueces WSC Kingsville, TX

## GPS Data Collection / GIS Mapping



Submitted to:  
**South Texas Water Authority**

*Submitted by:*  
Texas Rural Water Association  
1616 Rio Grande  
Austin, Tx 78701  
(512) 472-8591  
[www.trwa.org](http://www.trwa.org)

## I. Summary

The Texas Rural Water Association (TRWA) is pleased to submit the following proposal to South Texas Water Authority for the GPS data collection and attribution of Nueces WSC water system infrastructure features.

As a state-wide water and wastewater utility trade association TRWA provides geospatial technology designed specifically to meet the needs of small and rural communities. TRWA utilizes cutting-edge technology to provide practical infrastructure management datasets.

TRWA proposes to collect locations for each system feature identified in the project scope using sub-meter Global Navigation Satellite System (GNSS). In addition, attribute information will be gathered while in the field for each feature collected. The entire data set will undergo various quality control measures to ensure data integrity before final delivery.

Based upon the enclosed services to be provided, TRWA's proposed price is for both GPS and attribute collection, and GIS data processing. These calculations are based upon the estimated number of features provided by Nueces WSC.

## II. Objectives

TRWA understands the objective of this project is to provide the **Nueces WSC** with a geo-database containing both positional and physical attribute information for the system features within the service area.

## III. Procedures/Scope of Work

To achieve the objectives listed above, the following scope of work will be performed.

1. Collect coordinate information for each above ground feature in the system. Sub-meter accuracy will be the goal of all locations. All features will be collected with the antenna at the center of the feature unless an offset is performed in which case measurements will be taken from the center of the feature.

The estimated number of features to be collected during this project is listed below:

- **System Distribution Assets: 1,050 (estimates)**
  - 1,050 – water meters

Collect physical location and attribute information for each above ground feature in the system (water meters). Attribute information (water lines) shall be gathered by field personnel directly from as-built maps when obtainable; otherwise, the information will be provided by the **Nueces WSC**.

\*Nueces WSC will perform a diligent effort to prepare the requested features in advance including clearing brush, grass, and dirt to more efficient collection.

### **Equipment Specifications**

TRWA will use the following equipment set up during the data collection process.

1. EOS Arrow 100 receiver. – The Arrow 100 to acquire sub-meter accuracy. This unit is paired with a tablet or handheld device.

### **Software Specifications**

TRWA will use a combination of the following software setups during data collection and post-processing tasks.

- **ESRI Collector** – Software developed for field collection and paired with ESRI ArcMap Desktop software.
- **Diamond Maps** – Web based software to aid in digitizing maps provided and for data collection in the field.
- **ESRI ArcGIS (ArcMap) Suite 10.3 (or higher)** - will be used in conjunction, to configure, produce, and publish digital and hardcopy maps.

### **Quality Control Procedures**

TRWA understands the commitment to quality that our customers expect. To ensure a common goal of providing excellent customer service and continuous improvement in the development, production and delivery of our products and services, we have incorporated the following quality control measures.

To ensure quality control during the data collection process, the TRWA technician will perform mission planning to determine the best times to collect data depending upon the satellite configurations. The GPS equipment will also be configured to meet the recommended settings for capturing sub-foot positional data.

Completion of additional data collection will be determined based upon the as-built drawings supplied by the **Nueces WSC**. Each feature on the as-builds will be marked as it is collected. If any new features are found while in the field, the feature will be collected and will be noted as a new feature in the comments section for the feature class.

### **Data Backup Procedures**

To prevent the loss of data during the project, the raw GPS data will be downloaded daily to a local desktop machine or laptop computer. In addition, this data will be copied to a secure server located at the TRWA

office. Each week when data is differentially corrected, the base station files along with the updated personal geodatabase will be saved on a local desktop machine then backed-up on the server.

### **Assumptions**

The following assumptions have been made based upon currently available information:

1. Physical attribute information will be gathered in the field for features that are accessible; however, if determinations cannot be made from as-built drawings, this information will be obtained from **Nueces WSC**.
2. **Nueces WSC** will supply an employee to accompany our field staff to locate and collect the desired features.
3. Infrastructure locations are marked and/or accurately located on as-built drawings, and/or will be marked or viewable in the field as well, for TRWA data acquisition with the GPS data logger.

## **IV. Project Schedule**

The anticipated start date for this project is reliant on weather permitting and barring any unforeseen circumstances that may arise to delay the project timetable. The anticipated completion time for just the GPS field work is 5 workday(s). (This depends on no unforeseen circumstances or bad weather.)

## **V. Deliverables**

The following deliverables will be presented to the **Nueces WSC** at the completion of the project. The deliverables will include the following:

- A geo-database compatible with any GIS software.  
The database will contain all attributed features collected and digitized as listed in the scope of work.
- Wall Map (42" x 42")
- One-year subscription to Diamond Maps
- Published digital map for viewing using Diamond Maps available for "In the field" mobile viewing or any computer or device.
- Standard GIS datasets (streets, roads, streams, etc.) Aerial imagery or topography maps are available but may be an additional expense.



**Estimated Cost of GPS/GIS Mapping Project:**

\*\*\* Expenses incurred by the TRWA Tech include the reimbursement of all mileage costs. These are miles to and from the Nueces WSC from the TRWA's staff or subcontractor's office, miles incurred within the system, and to and from the hotel accommodation, if applicable. This is based on an approximate **5 workday(s) in the field** for GPS Data Logging, over approximately 1 work week(s) (weather permitting and barring any unforeseen circumstances). Other expenses are for daily per diem & incidental charges.

**Collect, attribute and process GPS data for \$9.00 per feature:** \*Note: This cost for service is only given to TRWA members and is less than the competitor's standard rates. In addition, standard costs for this service are \$10 but a discount is being given due to location and system size.

Total Features: 1,050 @ \$9.00 per = \$ 9,450.00

(Note: This amount can vary higher or lower, depending on the actual number of features located. The cost above is for field data collection only.

<u>Estimated</u> TRWA Tech Mileage of 554 miles. Collection done in one trip/stay; presentation done on a second trip - \$0.655 per mile; (Based on total miles incurred to complete project. This could be depending on actual miles)	\$362.87
<u>Estimated</u> Daily Per Diem (Rate of \$150) x 5 Workdays: (This could possibly be higher or lower, depending on actual days needed to complete the project.)	\$750.00
<u>Estimated</u> processing time to digitize map data and complete deliverables. (24 hrs. @ \$65 per hour)	\$1,560.00

Total project will provide all as-built data to be transferred to a digital map including lines, meters (data transfer from billing software), and all additional points collected in the field. This provides a year subscription to Diamond Maps. **If ESRI ArcMap is preferred, an additional \$1600.00 would be added for subscription cost.** This includes staff training and presentation of completed map project, as well as map support from our GIS technician if TRWA membership is maintained.

**Total Estimated GPS/GIS Project Cost: \$12,122.87**

Upon completion, the Texas Rural Water Association will invoice **South Texas Water** for the services provided. TRWA will maintain records of actual time and expenses incurred regarding mileage and processing hours. **South Texas Water Authority** would only be billed for actual time and expenses incurred if they are less than the per diem rates.

We believe this document accurately sets forth the terms of our Agreement. If you concur, please sign below at the place indicated, insert the date, and return one signed copy of the acknowledgement to the TRWA Office.

Sincerely,

Jason Knobloch  
Deputy Executive Director  
Texas Rural Water Association

### ACKNOWLEDGEMENT

We agree to the terms and conditions set forth above and authorize TRWA to commence the services.

**South Texas Water Authority:**

By: \_\_\_\_\_

Title: \_\_\_\_\_

Date: \_\_\_\_\_